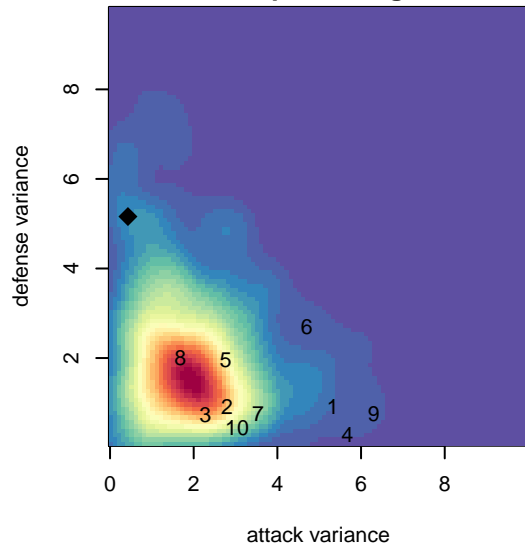
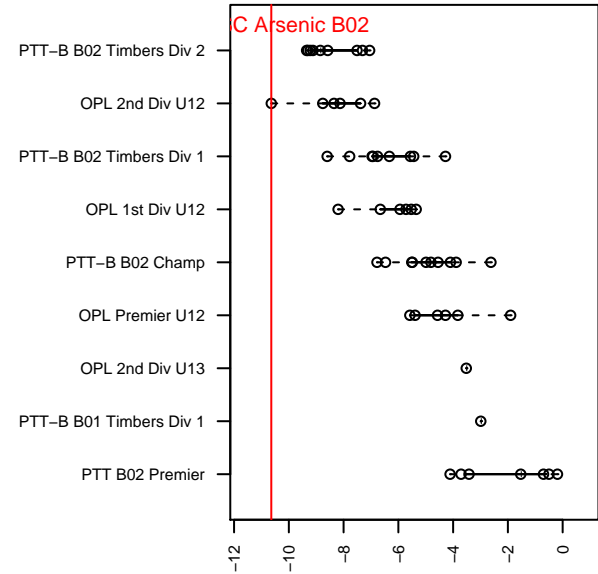
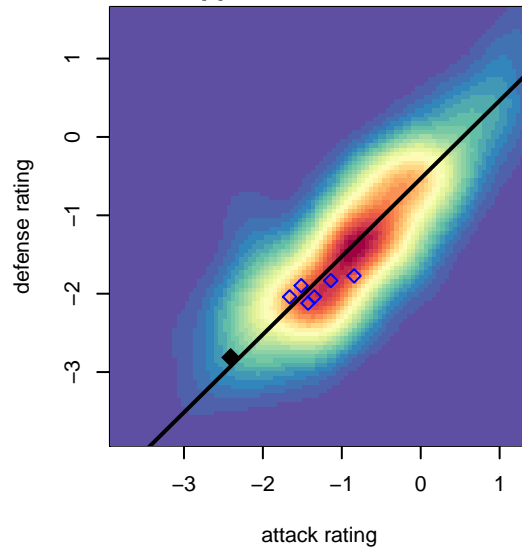




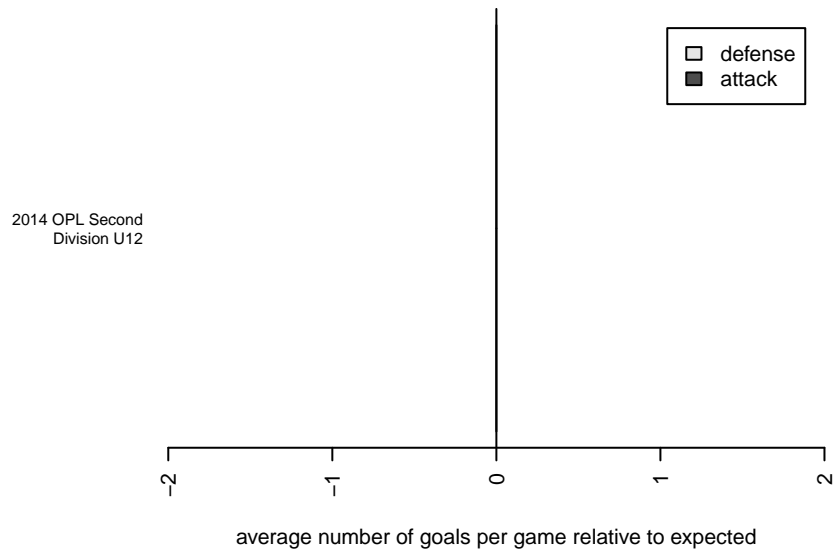
attack and defense variance (black dot)  
relative to other teams  
and top 10 in region



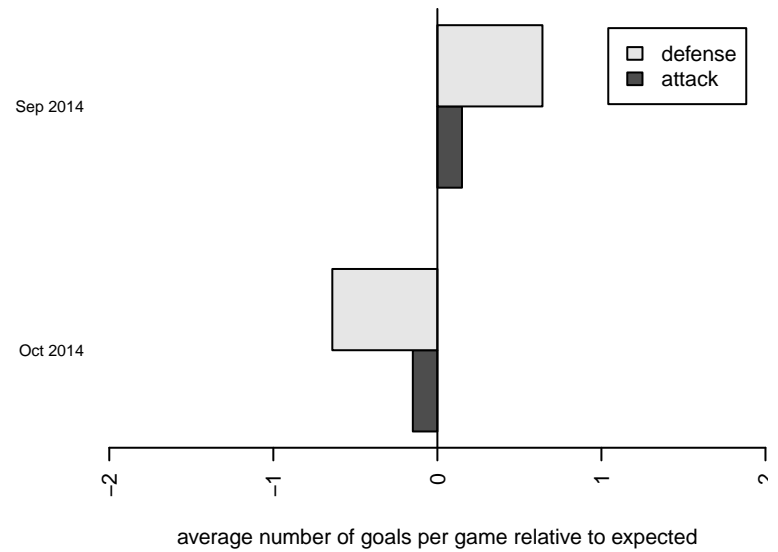
attack and defense rating  
relative to others at age  
and all opponents in last 13 months



Performance relative to 13 month average



Performance relative to 13 month average



<b>date</b>	<b>home</b>		<b>away</b>		<b>venue</b>	<b>pred.home</b>	<b>pred.away</b>
2014-10-26	WUSC Manchester United Navy B02	6	THUSC Arsenic B02	0	2014 OPL Second Division U12	3.79	0.67
2014-10-19	THUSC Arsenic B02	1	Southside SC Chaos B02	6	2014 OPL Second Division U12	0.53	5.11
2014-10-18	Crossfire Oregon LOSC Kubri Black B02	5	THUSC Arsenic B02	1	2014 OPL Second Division U12	6.96	0.51
2014-10-12	THUSC Beryllium Green B02	5	THUSC Arsenic B02	0	2014 OPL Second Division U12	3.68	0.75
2014-10-11	THUSC Arsenic B02	0	WUSC Manchester United Navy B02	5	2014 OPL Second Division U12	0.67	3.79
2014-10-04	THUSC Plutonium B02	3	THUSC Arsenic B02	1	2014 OPL Second Division U12	2.83	0.77
2014-09-28	THUSC Arsenic B02	1	Pacific FC Fire B02	2	2014 OPL Second Division U12	0.77	3.13
2014-09-27	Southside SC Chaos B02	4	THUSC Arsenic B02	0	2014 OPL Second Division U12	5.11	0.53
2014-09-21	THUSC Arsenic B02	1	Crossfire Oregon LOSC Kubri Black B02	2	2014 OPL Second Division U12	0.51	6.96
2014-09-20	THUSC Arsenic B02	1	THUSC Beryllium Green B02	6	2014 OPL Second Division U12	0.75	3.68
2014-09-07	THUSC Arsenic B02	2	THUSC Plutonium B02	1	2014 OPL Second Division U12	0.77	2.83
2014-09-06	Pacific FC Fire B02	6	THUSC Arsenic B02	0	2014 OPL Second Division U12	3.13	0.77